

What's your favourite place?

Year 5 • Lesson 61

Grammar & Speaking

Aims

Talking about favourite places

Contents

Grammar

Present simple

Vocabulary

Favourite places:

the seaside

the mountains

lake

town

the forest

the countryside

Checklist

2 master handouts:

Handout 1 for pair work

Handout 2 for individual work

(favourite things, *can*)

coloured pencils

Ciele vyučovania cudzích jazykov v ISCED 2

Všeobecné ciele: rozvíjať komunikačné kompetencie, podporovať kognitívny rozvoj žiakov, rozvíjať interkultúrnu kompetenciu, rozvíjať počúvanie s porozumením, čítanie s porozumením, rozprávanie a písanie, uvedomelo získať nové vedomosti a zručnosti, neustále si ich opakovať a prepájať ich s poznaným. Systematizovať a využívať ich pre svoj reálny život a pochopiť potrebu vzdelávania sa v cudzom jazyku.

Sociálne ciele: naučiť sa akceptovať spolupatričnosť k skupine, zmysluplne spolupracovať s ostatnými, uplatniť vzájomnú ohľaduplnosť a prijať spoločnú zodpovednosť, vedieť sa prispôbiť a presadiť, kriticky hodnotiť svoj pokrok, prijímať spätnú väzbu a uvedomovať si možnosti vlastného rozvoja.

Komunikačné jazykové kompetencie: rozumieť známym každodenným výrazom a najzákladnejším frázam, tieto výrazy a frázy vedieť používať. Dokázať predstaviť seba aj iných, klásť a odpovedať na jednoduché otázky o osobných údajoch a údajoch o ľuďoch a veciach, dohovoriť sa jednoduchým spôsobom za predpokladu, že partner v komunikácii rozpráva

pomaly a jasne, mať základný repertoár slovnej zásoby izolovaných slov a slovných spojení vzťahujúcich sa na dané konkrétne situácie, ovládať základné gramatické štruktúry a typy viet, ktoré sú súčasťou osvojeného repertoáru, ovládať výslovnosť naučenej slovnej zásoby, rozvíjať písomný prejav, dokázať vyhlásť svoju adresu a iné osobné údaje. Dokázať nadviazať základnú spoločenskú konverzáciu a rozvíjať všetky jazykové zručnosti. Žiaci si zopakujú a precvičia použitie jednoduchého prítomného času, ktorý použijú na opis a pri rozprávaní sa o obľúbených miestach.

Komunikačné jazykové činnosti a stratégie: žiak počúva, pozerá a číta rôzne dialógy, texty, animácie, príbehy v anglickom jazyku, ktoré potom ako modely imituje a používa v rozličných situáciách.

Obsahový štandard:

Spôsobilosť č. 2: Vypočít si a podať informácie

Spôsobilosť č. 3: Vybrať si z ponúknutých možností

Language Analysis

Grammar

We use the present simple tense to talk about:

1. Repeated actions — habits, hobbies, daily events, scheduled events or something that often happens:
He rides a bike to school. I go swimming every Saturday.
2. Likes and dislikes: *I love picnics. They like animals. I like cats but I don't like dogs.*

We can ask about preferences saying *Do you like...?*

Another very common way is to use the question: *What's your favourite...?* To which we reply *My favourite... is...*

3. Facts and generalisations:

It is very hot in Africa.

Water boils at 100 degrees.

The present simple is often used with the following adverbs of frequency:

every day/every year/in the morning/

always/sometimes/seldom/hardly ever/never

Warm-up

1. Give out Handout 1 and ask students to fill in the part of the chart about themselves.
2. Next ask students to work in pairs ask each other questions about their favourite things in turn and fill in the part of the chart about their partners.
3. Ask students to report back the information they have found out about their partners to the rest of the class.

Handout 1

My	My partner's
favourite person is	favourite person is
favourite game is	favourite game is
favourite song is	favourite song is
favourite school subject is	favourite school subject is
favourite animal is	favourite animal is
favourite colour is	favourite colour is
favourite number is	favourite number is
favourite book is	favourite book is
favourite country is	favourite country is
favourite day of the week is	favourite day of the week is
favourite sport is	favourite sport is
favourite season is	favourite season is
favourite fruit is	favourite fruit is
favourite food is	favourite food is

Screen 2

Audio:

Scene 1:

Mr Hill: *Let's talk about the world around us today. Alex, what's your favourite place?*

Alex: *The seaside!*

Scene 2:

Mr Hill: *The seaside? Why?*

Alex: *I can walk on the beach at the seaside.*

Scene 3:

Mr Hill: *Good! Kim, how about you? What's your favourite place?*

Kim: *The mountains! I can go camping in the mountains with my family.*

Mr Hill: *Yes, you can.*

Scene 4:

Mr Hill: *Sam, and where is your favourite place?*

Sam: *Well, I like going to the lake!*

Mr Hill: *Me too! Why do you like the lake?*

Sam: *Because I can go fishing at the lake with my dad.*

Mr Hill: *That sounds like fun. Well done.*

Scene 5:

Mr Hill: *Now, Lucy, what about you? Do you have a favourite place?*

Lucy: *Yes, I do. My favourite place is the town! I can go to bookshops and they are my favourite places in the town!*

Mr Hill: *Very interesting!*

Scene 6:

Mr Hill: *And Tony, how about you?*

Tony: *The forest! I can see lots of animals in the forest and I love animals.*

Mr Hill: *The forest is very beautiful, that's true. And full of animals. Good.*

Scene 7:

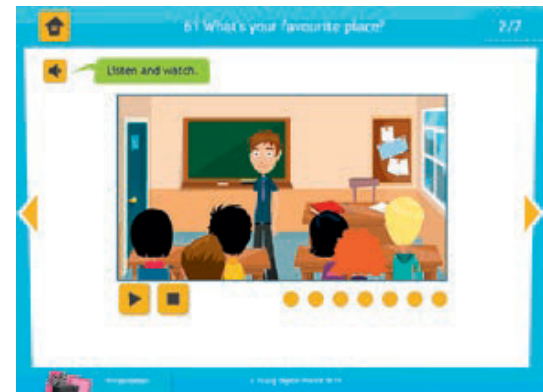
Mr Hill: *Now Anna, what's your favourite place?*

Anna: *I think it's... the countryside.*

Mr Hill: *The countryside? Can you tell us why?*

Anna: *Well, it's because I can have a picnic in the countryside.*

Mr Hill: *And everyone loves picnics, don't they?*



Task:

Use the scene by asking the students to describe what they can see. Then listen and watch the animation. Ask some questions to check understanding.

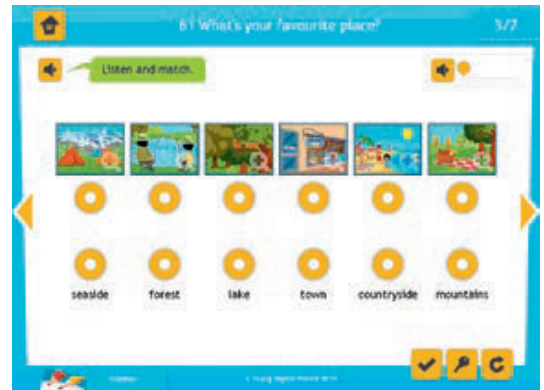
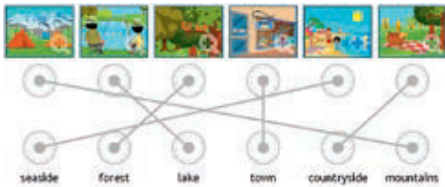
Screen 3

Audio:

Mr Hill: Let's talk about the world around us today.
Alex: what's your favourite place?
Alex: The seaside!
Mr Hill: The seaside? Why?
Alex: I can walk on the beach at the seaside.
Mr Hill: Good! Kim, how about you? What's your favourite place?
Kim: The mountains! I can go camping in the mountains with my family.
Mr Hill: Yes, you can.
Mr Hill: Sam, and where is your favourite place?
Sam: Well, I like going to the lake!
Mr Hill: Me too! Why do you like the lake?
Sam: Because I can go fishing at the lake with my dad.
Mr Hill: That sounds like fun. Well done.
Mr Hill: Now, Lucy, what about you? Do you have a favourite place?
Lucy: Yes, I do. My favourite place is the town! I can go to bookshops and they are my favourite places in the town!
Mr Hill: Very interesting!
Mr Hill: And Tony, how about you?
Tony: The forest! I can see lots of animals in the forest and I love animals.
Mr Hill: The forest is very beautiful, that's true. And full of animals. Good.
Mr Hill: Now Anna, what's your favourite place?
Anna: I think it's... the countryside.
Mr Hill: The countryside? Can you tell us why?
Anna: Well, it's because I can have a picnic in the countryside.
Mr Hill: And everyone loves picnics, don't they?

Key:

(in random order)



Task:

Students listen to the audio and match the scenes to the word.

Screen 4

Audio:

Mr Hill: Let's talk about the world around us today.

Alex, what's your favourite place?

Alex: The seaside!

Mr Hill: The seaside? Why?

Alex: I can walk on the beach at the seaside.

Mr Hill: Good! Kim, how about you? What's your favourite place?

Kim: The mountains! I can go camping in the mountains with my family.

Mr Hill: Yes, you can.

Mr Hill: Sam, and where is your favourite place?

Sam: Well, I like going to the lake!

Mr Hill: Me too! Why do you like the lake?

Sam: Because I can go fishing at the lake with my dad.

Mr Hill: That sounds like fun. Well done.

Mr Hill: Now, Lucy, what about you? Do you have a favourite place?

Lucy: Yes, I do. My favourite place is the town! I can go to bookshops and they are my favourite places in the town!

Mr Hill: Very interesting!

Mr Hill: And Tony, how about you?

Tony: The forest! I can see lots of animals in the forest and I love animals.

Mr Hill: The forest is very beautiful, that's true. And full of animals. Good.

Mr Hill: Now Anna, what's your favourite place?

Anna: I think it's... the countryside.

Mr Hill: The countryside? Can you tell us why?

Anna: Well, it's because I can have a picnic in the countryside.

Mr Hill: And everyone loves picnics, don't they?

Key:

1. seaside
2. the mountains
3. lake
4. town
5. forest
6. countryside



Task:

Students listen to audio and type in the favourite place for each person.

Screen 5

Audio:

Mr Hill: Let's talk about the world around us today.

Alex: what's your favourite place?

Alex: The seaside!

Mr Hill: The seaside? Why?

Alex: I can walk on the beach at the seaside.

Mr Hill: Good! Kim, how about you? What's your favourite place?

Kim: The mountains! I can go camping in the mountains with my family.

Mr Hill: Yes, you can.

Mr Hill: Sam, and where is your favourite place?

Sam: Well, I like going to the lake!

Mr Hill: Me too! Why do you like the lake?

Sam: Because I can go fishing at the lake with my dad.

Mr Hill: That sounds like fun. Well done.

Mr Hill: Now, Lucy, what about you? Do you have a favourite place?

Lucy: Yes, I do. My favourite place is the town! I can go to bookshops and they are my favourite places in the town!

Mr Hill: Very interesting!

Mr Hill: And Tony, how about you?

Tony: The forest! I can see lots of animals in the forest and I love animals.

Mr Hill: The forest is very beautiful, that's true. And full of animals. Good.

Mr Hill: Now Anna, what's your favourite place?

Anna: I think it's... the countryside.

Mr Hill: The countryside? Can you tell us why?

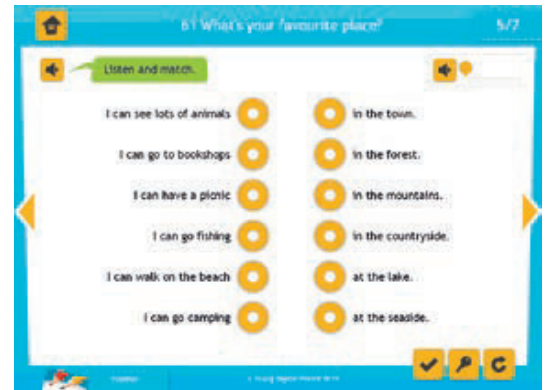
Anna: Well, it's because I can have a picnic in the countryside.

Mr Hill: And everyone loves picnics, don't they?

Key:

(in random order)

1. I can walk on the beach = at the seaside.
2. I can go camping = in the mountains.
3. I can go fishing = at the lake.
4. I can go to bookshops = in the town.
5. I can see lots of animals = in the forest.
6. I can have a picnic = in the countryside.



Task:

Students listen to the audio and match the sentence halves.

Screen 6

Audio:

Child 1: *What's your favourite place?*

Child 2: *My favourite place is the mountains.*



Give your students instructions for the 'Look and say' activity. Look at the picture and say the dialogue.

Now it's your turn.

1. Work in pairs.
2. Ask questions with words you know.
3. Walk round the class and ask other students about their favourite place.
4. Take notes and report back to the class what you have found out.

Additional activity:


Use Handout 2.

1. Give out Handout 2 and ask students to read the sentences and correct them.
2. Next, ask students to match the sentences to the pictures and compare their answers in pairs.
3. Ask students to draw pictures of their two favourite places and write why they like them.
4. Nominate students to read out their sentences and show their drawings.

Key:

1. I can walk on the beach at the seaside. E
2. I can go camping in the mountains. A
3. I can go fishing at the lake. D
4. I can go to bookshops in the town. C
5. I can see lots of animals in the forest. B
6. I can have a picnic in the countryside. F

Handout 2



1. I can walk on the beach in the countryside.
..... picture
2. I can go camping in the town.
..... picture
3. I can go fishing at the seaside.
..... picture
4. I can go to bookshops at the lake.
..... picture
5. I can see lots of animals in the mountains.
..... picture
6. I can have a picnic in the forest.
..... picture

My	My partner's
favourite person is	favourite person is
favourite game is	favourite game is
favourite song is	favourite song is
favourite school subject is	favourite school subject is
favourite animal is	favourite animal is
favourite colour is	favourite colour is
favourite number is	favourite number is
favourite book is	favourite book is
favourite country is	favourite country is
favourite day of the week is	favourite day of the week is
favourite sport is	favourite sport is
favourite season is	favourite season is
favourite fruit is	favourite fruit is
favourite food is	favourite food is



A.




B.




C.



D.



E.



F.

1. I can walk on the beach in the countryside.

.....

picture

2. I can go camping in the town.

.....

picture

3. I can go fishing at the seaside.

.....

picture

4. I can go to bookshops at the lake.

.....

picture

5. I can see lots of animals in the mountains.

.....

picture

6. I can have a picnic in the forest.

.....

picture